

## Grade-Level Focus

With the emphasis on students understanding mathematical concepts and achieving deeper learning, teachers will teach mathematics differently than in the past. Students will learn to “do math” through real-world situations and focus on fewer topics that are connected in a coherent progression within and across grade levels.

In grades three through five, student learning focuses on the concepts and skills for multiplication and division of whole numbers and understanding fractions. They will learn strategies for using multiplication and division to solve problems. Students will also learn to add, subtract, multiply, and divide fractions using various strategies. They will be able to explain why a procedure works and why an answer is correct.

## Fluency Expectations

Students will also learn to calculate quickly and accurately. This table shows some of the skills students are expected to develop by the end of each grade, which are part of the Standards for Mathematical Content.

Grade	Examples of Fluency Expectations
3	Fluently multiply and divide within 100 (using strategies) Know from memory all products of two one-digit numbers
4	Fluently add and subtract multi-digit whole numbers up to 1,000,000 using the standard algorithm
5	Fluently multiply multi-digit numbers using the standard algorithm


### To help your student learn mathematics:

- ▶ Talk with your student about the mathematics you use every day (using measuring cups, making decisions, planning a schedule).
- ▶ Talk with the teacher about the problem-solving strategies students are learning, and help your student practice them at home.

**For more information on the California Common Core State Standards for Mathematics and ideas for helping your student succeed, check out these resources:**

- ▶ The Common Core Resources Web page is online at <http://www.cde.ca.gov/re/cc/>. Start by clicking on the Students/Parents tab.
- ▶ The California Common Core State Standards for Mathematics are available online at <http://www.cde.ca.gov/be/st/ss/documents/ccssmathstandardsaug2013.pdf>.
- ▶ The Mathematics Framework for California Public Schools is available online at <http://www.cde.ca.gov/ci/ma/cf/index.asp>.

Produced for the Consortium for the Implementation of the Common Core State Standards under the leadership of the Curriculum Frameworks and Instructional Resources Division of the California Department of Education and the Sacramento County Office of Education.



## What Your Student Will Learn: California Common Core State Standards for Mathematics

The California Common Core State Standards for Mathematics are based on three major principles: focus, coherence, and rigor. There are two types of standards—the Standards for Mathematical Practice and Standards for Mathematical Content—that together define the mathematics students need to understand, know, and be able to do at each grade level.

## Thinking Like a Mathematician

The Standards for Mathematical Practice (MP) help students learn to think like mathematicians—to apply mathematics to solve real-world problems, be resourceful, reason about numbers, and explain and defend their answers. When students apply MP.4, they use models to solve problems and better understand how mathematics works, as shown in the table and the example problems that follow.


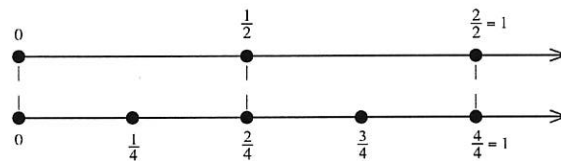
Grade	Examples of MP.4: Model with mathematics.
3	Students use a variety of models (e.g., circles, squares, rectangles, number lines) to represent and develop understanding of fractions.
4	Students experiment with representing problem situations in multiple ways, including writing numbers; creating math drawings; using objects; writing equations; and making a chart, list, or graph.
5	Students evaluate the utility of the models they see and draw and can determine which models are most useful and efficient for solving a problem.



## Example Problems

1

Students can use number lines and fraction models to represent and solve problems with fractions. Number lines help students develop a deeper understanding of fractions.




3

Students draw models to help them solve problems efficiently and to explain their answers. A fifth-grade student might use a drawing like the one below to solve and explain the answer to a subtraction problem with a decimal number.

Solve  $4 - 0.3$ . Explain how you found your solution.

Student says: “Since I’m subtracting 3 tenths from 4 wholes, it would help to divide one of the wholes into tenths. The other 3 wholes don’t need to be divided up. I can see there are 3 wholes and 7 tenths left over, or 3.7.”



2

Here is an example of a tape diagram that a fourth-grade student might use to represent and then solve a multiplication problem.

Kiara sold 45 tickets to the school play, which is 3 times as many as Tomás sold. How many tickets did Tomás sell?

Student draws:

